

LIMITED WARRANTY

Pro Tech warrants this product to the original purchaser against defects in material and workmanship for six months from date of purchase:

For the period stated above, Pro Tech will either repair or replace at no charge the defective product with the same model or an equivalent model, provided the purchaser delivers the product in its original packaging or packaging affording an equal degree of protection, along with proof of purchase, to the authorized Pro Tech dealer from whom you purchased the product or to Pro Tech if the product was purchased directly from Pro Tech.

If your product requires service while under warranty, call Pro Tech Customer Service at 1-203-210-7230 or email us at customerservice@noisebuster.net to obtain a Return Authorization Number (RMA). Return the product with the RMA Number noted on the outside of the package to: Pro Tech Technologies, Inc., 217 Westport Road, Wilton, CT 06897. Include your name, company name (if applicable), address, and phone number along with the RMA Number inside your package. (Packages will not be processed without this mandatory RMA information.)

For repair of any product not covered by or exceeding the date of warranty, simply follow the procedures above. Upon receiving the product, a service representative will contact you with the cost of repair or replacement. When the product is returned to the customer, standard shipping and handling fees will be charged to the customer.

This warranty does not cover defects or damage resulting from: (i) use of the product in other than its normal and customary manner, (ii) misuse, accident or neglect, (iii) improper operation, adjustment, alteration or modification of any kind, (iv) any attempt to disassemble or repair, or (v) spills of food or liquid. This warranty does not cover: (vi) products which have had the serial number removed or made illegible, or (vii) plastic surfaces and other eternally exposed parts scratched, discolored or otherwise damaged from normal use.

THE WARRANTY REMEDIES SET FORTH ABOVE ARE EXCLUSIVE AND IN LIEU OF ALL OTHERS, WHETHER ORAL OR WRITTEN, EXPRESSED OR IMPLIED. NCT SPECIFICALLY DISCLAIMS ANY AND ALL IMPLIED WARRANTIES, INCLUDING, WITHOUT LIMITATION, WARRANTIES OF MERCHANTABILITY OR FITNESS FOR A PARTICULAR PURPOSE. NO AGENT OR EMPLOYEE OF PRO TECH IS AUTHORIZED TO MAKE ANY MODIFICATION, EXTENSION OR ADDITION TO THIS WARRANTY. PRO TECH IS NOT RESPONSIBLE FOR SPECIAL, INCIDENTAL, OR CONSEQUENTIAL DAMAGES RESULTING FROM ANY BREACH OF WARRANTY OR UNDER ANY OTHER LEGAL THEORY, OR FAILURE TO MEET OR COMPLY WITH THE REQUIREMENTS OF ANY SAFETY, OR ENVIRONMENTAL LAW, ORDINANCE, CODE OR REGULATION OF ANY COUNTRY OR POLITICAL SUBDIVISION THEREOF.

Some states do not allow the exclusion or limitation of incidental or consequential damages, or allow limitations on how long an implied warranty lasts, so the above limitations or exclusion may not apply to you. This warranty gives you specific legal rights, and you may also have other rights that vary from state to state.

To locate the dealer nearest you, or for service assistance or resolution of a service problem, or for product information, call:

Pro Tech Technologies, Inc. at 1-203-210-7230 or visit at www.noisebuster.net.

MADE IN CHINA

noisebuster[®]

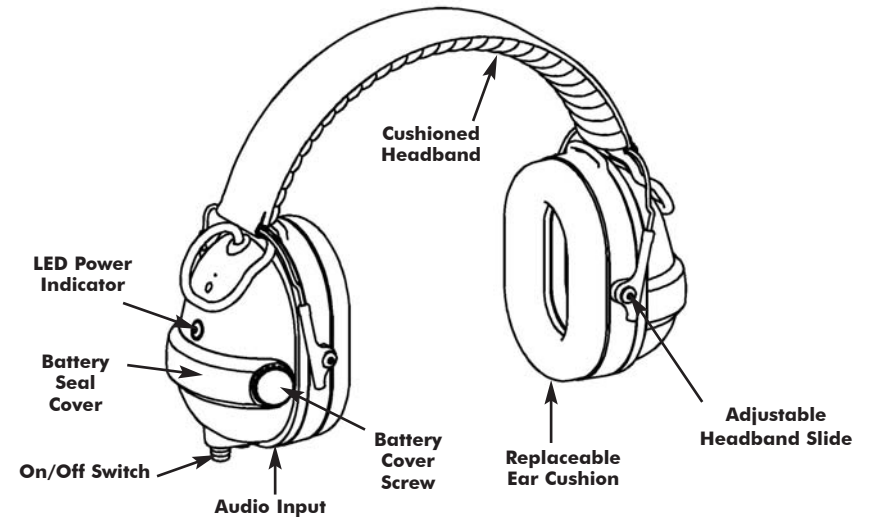
Active Noise Reduction Safety Earmuff Over-The-Head - Model PA4000

Congratulations on your purchase of the NoiseBuster[®] Active Noise Reduction Safety Earmuff. The NoiseBuster Active Noise Reduction (ANR) Earmuff is unlike any earmuff you have ever used. It is the most technologically-advanced hearing protector specifically designed for the industrial worker. Some of NoiseBuster ANR Earmuff's key features include:

- 26dB NRR / CSA Class A / SLC(80) 29.2 Class 5
- 20dB Active Noise Reduction
- Audio input allows you to play music and hear it at lower volume settings
- On/off switch and power indicator
- Stereo input 3.5 mm audio jack
- Up to 65 hours of use on a single AA battery
- Resistant to water and moisture, contaminants, mechanical shock and vibration
- Warranty - Six months

Product Contents

- NoiseBuster Safety Earmuff
- AA Battery
- 3.5 mm Audio Interface Cable
- Operating Manual with Warranty Information
- Spacer Shims (2)



Battery Installation

1. Unscrew Battery Cover Screw in a counter-clockwise direction (Fig.1) and pull away Battery Seal Cover to expose battery compartment (Fig. 2). *For easier removal, loosen other battery cover screw slightly.*
2. Insert provided AA battery according to their respective (+)/(-) markings in battery compartment.

PRO TECH
Technologies, Inc.

PRO TECH TECHNOLOGIES, INC.
217 Westport Road, Wilton, CT 06897
Tel 203-210-7230, Fax 203-210-7229
www.noisebuster.net

- Place Battery Seal Cover back into place. *Be sure plastic insert inside rubber Battery Seal Cover is inserted before placing back onto earcup.*
- Screw on Battery Cover Screws in a clockwise direction until tight (Fig. 3)

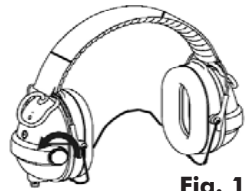


Fig. 1

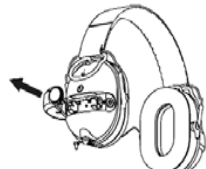


Fig. 2

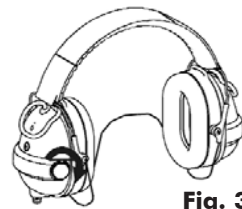


Fig. 3

Earmuff Operation

- Place earmuff on your head. Adjust the headband and adjustable headband slide appropriately to ensure that ear cups are centered over the ears and that the earmuff fits comfortably on the head. Best performance will be obtained when cushions seal tightly against the head. Hair should be pulled back and out from underneath the cushions and items such as pencils should not be stored under cushions.
- Depress the on/off button located on the bottom of one of the ear cups to engage the ANR. The red LED on the ear cup will turn on.
- An audio adapter cable is provided. This equips the earmuff for use with any portable audio device. Plug the audio adapter cable into the audio jack of your audio device. Plug the other end into the line-in jack located next to the on/off switch on the ear cup. **Note:** *The audio input cover that is plugged into the line-in jack must be removed before the cable can be inserted.*

General Care

To properly care for your NoiseBuster ANR Earmuff, the following guidelines are recommended:

- Avoid physical abuse of the unit, including excess dropping, pulling on cables, etc.
- Minimize exposing the unit to extreme temperatures.
- Clean and disinfect the unit using a cloth moistened with water and a mild soap. Certain chemicals may have a detrimental effect on this product. Avoid exposing the unit to harsh chemicals, alcohol or petroleum products, or immersing in liquids, as these may damage the earmuff and battery housing.
- Inspect regularly for hardened or deformed ear cushions and deteriorating insert foam.

Accessories and Replacement Parts

You can purchase the following on line at www.noisebuster.net or by calling us at 1-203-210-7230

- 50cm audio interface cable
- Ear cushions
- Battery door assembly
- Hygiene kit (ear cushions and foam insert)

Technical Specifications

ANR performance range: Between 20Hz and 800Hz
 ANR performance: 20dB between 100 and 200Hz, with 0dB crossover at 20Hz and 800Hz
 Passive attenuation: NRR - 26dB / CSA Class - A / AS/NZS SLC (80) 29.2, Class 5
 Frequency response: ± 6dB over the range of the 350 to 3000Hz
 Storage temperature: -40C to +85C
 Operating temperature: 0C to +45C
 Audio cable length: 50cm (20 inches)

Passive Attenuation										NRR	CSA	PLUS UP TO 20 dB ANR
Frequency, Hz	125	250	500	1000	2000	3150	4000	6300	8000			
Mean Value, dB	17.5	22.3	30.6	37.3	34.7	40.2	44.6	43.7	44.9	26	A	
Std. Deviation	3.1	2.4	2.5	2.7	2.6	2.9	2.4	2.4	3.54.9			

Passive Attenuation								SLC(80)	PLUS UP TO 20 dB ANR
Frequency, Hz	125	250	500	1000	2000	4000	8000		
Mean Value, dB	16.6	21.7	28.4	35.1	31.7	39.7	40.7	29.2	Class 5
Std. Deviation	3.9	3.1	4.1	4.1	3.2	4.6	5.1		
Mean-Std. Deviation	12.7	18.6	24.3	31.0	28.5	35.1	35.6		

Usage Guidelines

- Earmuffs are subject to wear and tear. Regular examinations are required to detect any potential defect such as a crack or a leak.
- The use of safety glasses while wearing an earmuff may result in a less than optimal seal for the ear cushion. Degrading this seal can cause a loss of low frequency ENC performance as well as a loss of passive performance.
- If you are using the earmuff with a portable audio device, avoid using at high volume. Hearing experts advise against continuous, loud and extended play. If you experience a ringing in your ears, reduce the volume or discontinue use. Do not use earmuffs while driving or in any situation where hearing must not be impaired.

Customer Service

Your NoiseBuster ANR Earmuff has been manufactured to exacting specifications and carefully checked for any possible operational malfunctions. Occasionally, however, technical service, repair or replacement parts may be required. In the unlikely event that such a situation occurs, please email us at customerservice@noisebuster.net or call 1-203-210-7230 for information and advice.